

# Green Mountain Care Board FY2022 Budget

February 18, 2021



# About Us

- Established in 2011
- 5 Board Members
- 6-Year Staggered Terms

## THE BOARD



Kevin Mullin  
GMCB Chair



Susan Barrett, J.D.  
GMCB Executive Director



Maureen Usifer  
GMCB Member



Robin Lunge, J.D., MHCDS  
GMCB Member



Tom Pelham  
GMCB Member



Jessica Holmes, Ph.D.  
GMCB Member

# What is the Green Mountain Care Board?



- **Mission:**
  - Improve the health of Vermonters through a high-quality, accessible, affordable, and sustainable health care system.
- **What makes the Board unique?**
  - **Transparent**
    - Regulatory decisions are made in public, with data, evidence, and staff recommendations presented at fully noticed public meetings open to all.
    - Meetings are videotaped by ORCA Media, with recordings available online.
    - Engages stakeholders, including the Office of the Health Care Advocate, other State agencies, regulated entities, and the public to inform our work.
  - **Independent**
    - Members are appointed to six-year terms, which may span more than one Governors' administrations.
  - **System-wide view**
    - Unique role in Vermont's health care system, regulating key industry players, driving reform efforts, and evaluating our health care system.
    - Integrated regulatory approach enables GMCB to understand how regulatory decisions impact one another & to account for this cross-system impact.

# The Role of GMCB

The **Green Mountain Care Board** is charged with reducing the rate of health care cost growth in Vermont while ensuring that the State of Vermont maintains a high quality, accessible health care system.

Health insurer rate review (including the Exchange)  
Hospital Budgets  
ACO Budgets  
VITL Budget  
Major capital expenditures (Certificate of Need)  
Health Resource Allocation Plan (HRAP)  
Hospital Sustainability Planning  
Implementation of APM  
ACO Oversight, Certification, Rule 5.0 (Act 113)  
Review/modify/approve plan designs for VT Health Connect  
Data and Analytics (VHCURES, VUHDDS and APM Analytics)  
Rural Health Services Task Force (Act 26)  
Prescription Drugs & Primary Care Advisory Groups  
General Advisory Group  
Data Governance Council  
Annual Expenditure Analysis  
Annual Cost Shift Report  
Approve State HIT and Health Care Workforce Plans  
Prescription Drug Transparency

# GMCB Priorities in 2022



- **ACO Oversight, All-Payer Model (APM) Implementation and APM 2.0 Planning & Engagement with AHS and Director of Health Care Reform:** Moving health care to value and away from volume by focusing on meeting the goals of the APM Agreement while exercising robust ACO Oversight. Transparent, in-house benchmarking. Ensuring the ACO adds more value to the system than its cost.
- **Regulatory Integration:** Linking health insurance rate review, hospital budget review, Certificate of Need, and ACO certification and budget review to support the APM and overall goals.
- **Transparency, Data & VHCURES 3.0:** Expand access to and the usability of health care data resources.
- **HRAP:** Act 167 of 2018 amended the requirements for the Health Resource Allocation Plan (HRAP). GMCB continues to assemble the HRAP as a series of dynamic reports to support and improve regulatory decision-making process.
- **Health Care Workforce:** Work with educators, health care providers, and state and community organizations to discuss opportunities to address Vermont's health care workforce challenges.
- **Hospital Sustainability:** Working with Vermont's 14 hospitals on future sustainability plans.

# Programmatic Performance Measure Report

(Attachment A-1)



		Financial Info			
Programs	Financial Category	GF \$\$	Spec F (incl tobacco) \$\$	Total funds \$\$	Authorized Positions (if available)
<b>Vermont Health Connect Insurance Rate Review</b>					
	FY 2020 Actual expenditures	\$ 240,348.00	\$ 360,522.00	\$ 600,870.00	1.9
	FY 2021 estimated expenditures (including requested budget adjustments)	\$ 245,028.00	\$ 367,542.00	\$ 612,570.00	1.9
	FY 2022 Budget Request for Governor's Recommendation	\$ 259,916.00	\$ 389,873.00	\$ 649,789.00	1.9
<b>Vermont Hospital Systems Budget Review</b>					
	FY 2020 Actual expenditures	\$ 267,897.60	\$ 401,846.40	\$ 669,744.00	4.3
	FY 2021 estimated expenditures (including requested budget adjustments)	\$ 342,056.00	\$ 513,084.00	\$ 855,140.00	4.3
	FY 2022 Budget Request for Governor's Recommendation	\$ 332,940.40	\$ 499,410.60	\$ 832,350.93	4.3
<b>All Other Programs</b>					
	FY 2020 Actual expenditures	\$ 2,316,765.71	\$ 3,388,313.32	\$ 5,734,383.77	25.8
	FY 2021 estimated expenditures (including requested budget adjustments)	\$ 2,507,351.00	\$ 3,762,582.00	\$ 6,269,933.00	25.8
	FY 2022 Budget Request for Governor's Recommendation	\$ 2,501,578.60	\$ 3,753,924.40	\$ 6,255,503.00	25.8
	<b>FY 2020 Actuals</b>	<b>\$ 2,825,011.31</b>	<b>\$ 4,150,681.72</b>	<b>\$ 7,004,997.77</b>	<b>32</b>
	<b>FY 2021 Estimated</b>	<b>\$ 3,094,435.00</b>	<b>\$ 4,643,208.00</b>	<b>\$ 7,737,643.00</b>	<b>32</b>
	<b>FY 2022 Budget Request</b>	<b>\$ 3,094,435.00</b>	<b>\$ 4,643,208.00</b>	<b>\$ 7,737,642.93</b>	<b>32</b>

# Programmatic Performance Measure Report (Attachment A-2)



Green Mountain Care Board	Performance Measure Info				
Programs	Measure Name	Measure Type	Previous Period Value	Current Period Value	Reporting Period
<b>PROGRAM #1</b>					
Vermont Health Connect Insurance Rate Review	The number of exchange plan rates approved for Vermont Health Connect.	How Much?	36 of 36	34 of 34	CY
	Approved rate versus proposed rate (BCBSVT)	How Well?	Approved 12.4% average rate versus Proposed 15.6% average rate.	Approved 4.2% average rate versus Proposed 6.7% average rate.	CY
	Approved rate versus proposed rate (MVP)	How Well?	Approved 10.1% average rate versus Proposed 10.9% average rate.	Approved 2.7% average rate versus Proposed 7.3% average rate.	CY
<b>PROGRAM #2</b>					
Vermont Hospital Systems Budget Review	Hospitals regulated	How Much?	14 of 14	14 of 14	FFY
	Net Patient Revenue Total Dollars approved versus submitted	How Well?	Approved \$2.717 billion versus Proposed \$2.725 billion. A reduction of \$7.3 million.	Approved \$2.790 billion versus Proposed \$2.807 billion. A reduction of \$17.1 million.	FFY
	Change in Charges approved versus submitted	How Well?	Approved 3.1% wtd. average rate versus Proposed 3.2% wtd. average rate.	Approved 5.6% wtd. average rate versus Proposed 7.0% wtd. average rate.	FFY

# FY2022 Gov. Rec. Budget

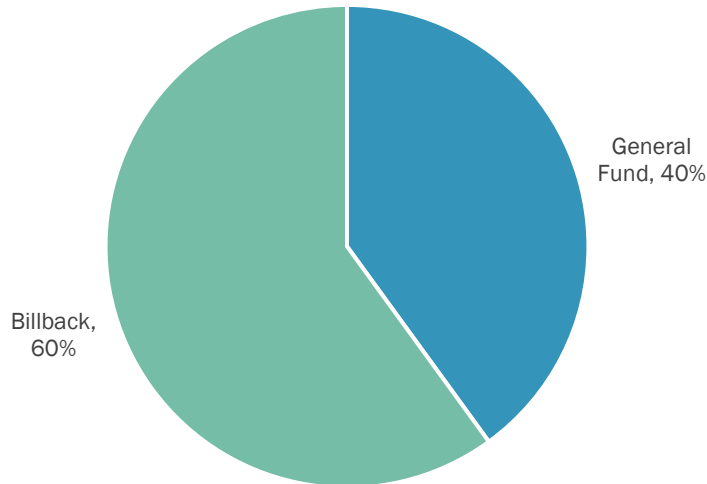


## MISSION:

The Green Mountain Care Board seeks to improve the health of Vermonters through a high-quality, accessible, and sustainable health care system.

## FY 2022 BUDGET SUMMARY & HIGHLIGHTS

- All Funds +0%
  - Salary +1.36%
  - Vacancy Savings from 6.2% to 2.5%
  - Fringe Benefits +2.4%
  - Rent +8.1% change from 144 State St to 89 Main St
  - ISF assumptions up 3%
  - Contract reductions -\$181k
- 5 Board, 5 Exempt, 22 Classified Positions



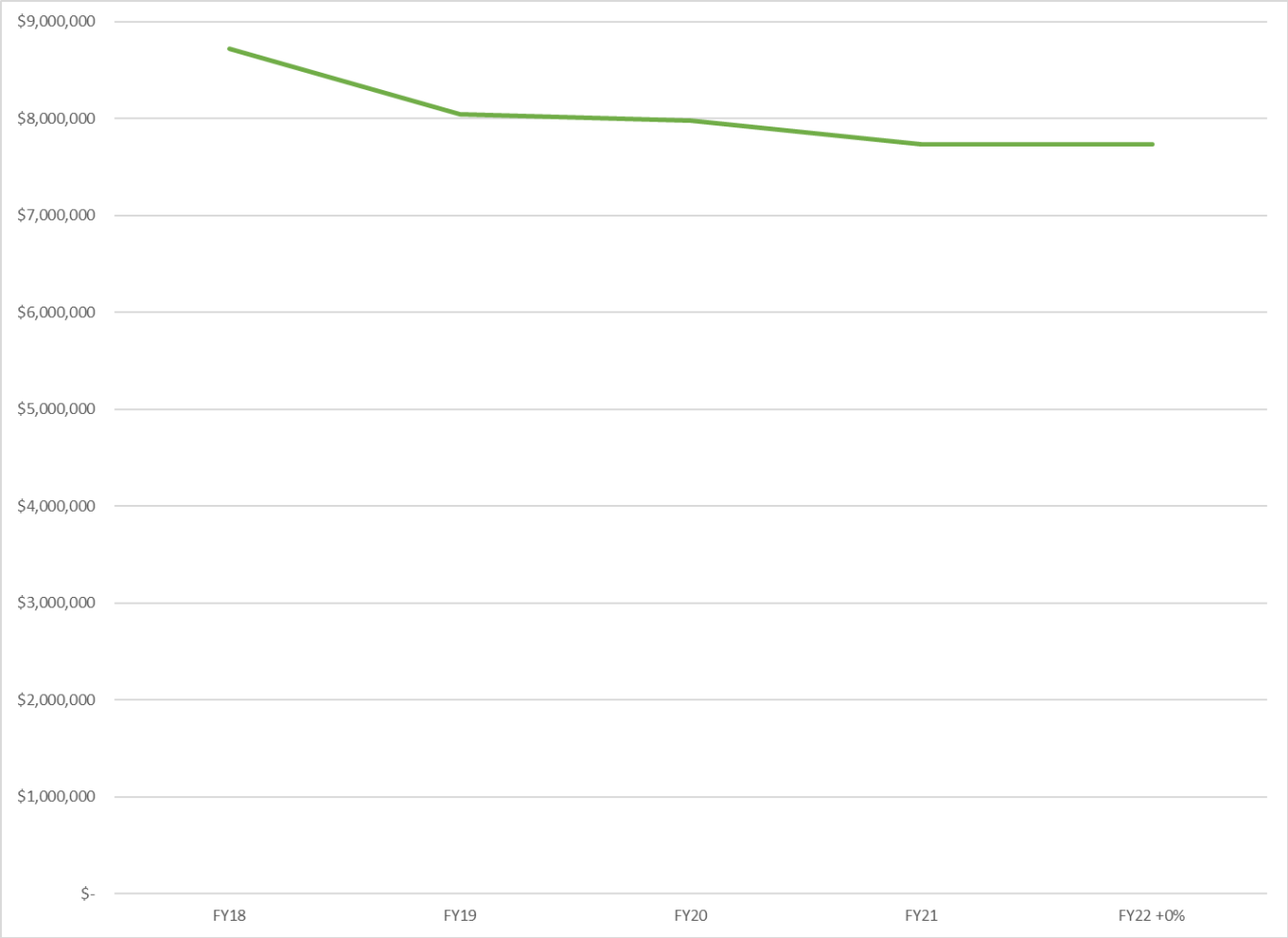


# FY2022 Gov Rec Budget

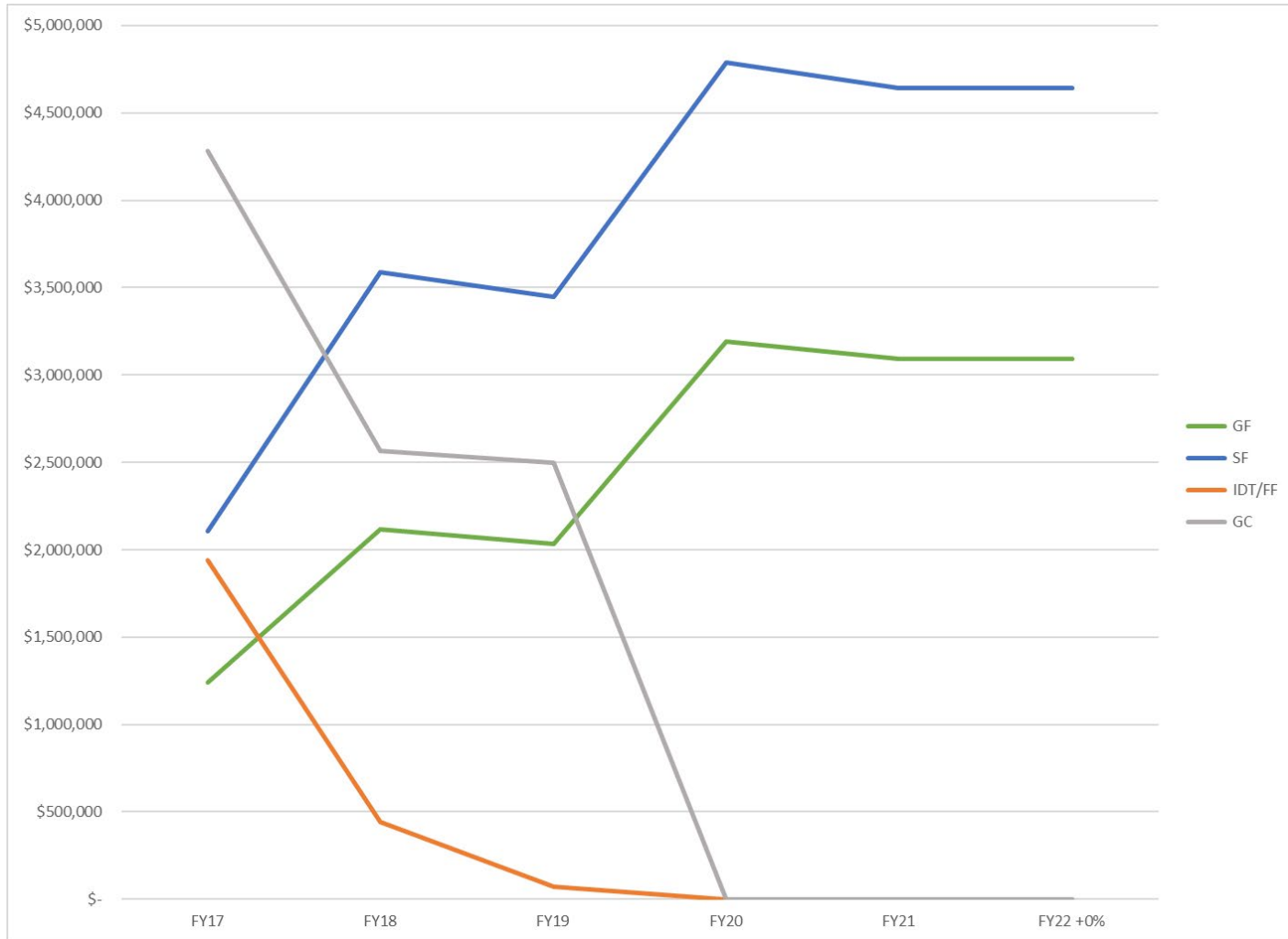


	General \$\$	Special \$\$	Total \$\$
<b>B.345 GMCB FY 2021 Approp</b>	<b>3,094,435</b>	<b>4,643,208</b>	<b>7,737,643</b>
<b>Other Changes:</b>			0
<b>FY 2021 After Other Changes</b>	<b>0</b>	<b>0</b>	<b>0</b>
<b>Total Approp. After FY 2021 Other Changes</b>	<b>3,094,435</b>	<b>4,643,208</b>	<b>7,737,643</b>
			0
Salaries up 1.36%	14,784	22,175	36,959
Vacancy turnover savings from 6.2% to 2.5%	39,934	59,901	99,835
Fringe benefits up 2.4% due to employee benefit changes	12,202	18,304	30,506
Rent up 8.1% or \$7.5k due to shift fm FY21 ISF to rent at 89 Main St	40,233	60,350	100,583
ISF all changes per FinMan or down/- \$3.7k without facilities (FFS)	(36,479)	(54,719)	(91,198)
Other operating expense reductions	(1,080)	(1,620)	(2,700)
VT's All-Payer Claims Database Dental fm implementation to ongoing	(19,040)	(28,560)	(47,600)
VT's All-Payer Claims Database reduction in Ad Hoc spending	(13,245)	(19,865)	(33,110)
One-time Data work (data set files)	(37,309)	(55,966)	(93,275)
<b>Subtotal of Increases/Decreases</b>	<b>0</b>	<b>0</b>	<b>0</b>
<b>FY 2022 Governor Recommend</b>	<b>3,094,435</b>	<b>4,643,208</b>	<b>7,737,643</b>

# Total Appropriation (in millions)



# Appropriation by Fund (in millions)



# Resources



- [GMCB Website](#)
- [GMCB Overview](#)
- [2020 Annual Report](#)
- [Legislative Reports](#)
  - [Billback Reports](#)
- [GMCB 2021 Meeting Info](#)
  - [April 3, 2019 presentations by Rural Hospital Panel: Opportunities and Challenges Facing Rural Hospitals in Vermont and Around the Country](#)
- [GMCB Regulatory Process Explainers](#)
  - [Health Insurance Premium Rate Review](#)
  - [Hospital Budget Review](#)
  - [ACO Oversight](#)
- [GMCB All-Payer Model Webpage](#)
  - [APM Update \(February 2021\)](#)
  - [FAQs: APM and ACO Oversight](#)
- [Hospital Sustainability Planning](#)
- [Brattleboro Retreat: Analysis of Financial Statements per 2019 Act 53](#)
  - [FY15 - FY18 \(Jan 9, 2020\)](#)
  - [FY19 \(Jan 15, 2021\)](#)